



#### KEY FEATURES:

- Staged starting of motors
- Timed start-up (Prime, Init, Run)
- TDS monitoring of product water
- Automatically diverts water to the product tank below 500 PPM
- Programmable automatic Fresh Water Flush; or, convenient one-touch button for manual operation
- Overpressure protection (HP fault)
- Loss of Prime/Fouled Filter detection (LP fault)
- Available in Framed and Modular configurations

## A FULL-FEATURED AND AFFORDABLE SOLUTION TO FIT YOUR NEEDS.

The Aquamiser+ Series offers programmable settings and remote display capability through an advanced control system. This full-featured affordable solution is ideal for meeting your water production needs. With outputs of 250–1,800 GPD this series will provide the safety and controls needed to operate both dependably and efficiently. The Aquamiser+ is available in framed, and modular configurations to be utilized in tight spaces and bulkheads. However, despite its small size, the expansive controls include a fully automatic Fresh Water Flush System for unattended maintenance. Scheduled flushes, once a week or more frequently, will help maintain and keep your watermaker fresh and ready for your next voyage.

For nearly three decades, FCI Watermakers has been pioneering technologies and manufacturing the most reliable, trouble-free watermaking systems for the offshore and boating industries. Each unit is manufactured and live-tested in our facility. Your system comes with peace of mind, and a readily available customer service and technical support team. Our worldwide service network ensures proper maintenance, and unrivaled satisfaction.

#### FEATURES WITH REMOTE DISPLAY

- Remote system control up to 150' away
- Readout of product TDS
- Automatic tank level controls
- Programmable times/set points and display settings



#### REMOTE DISPLAY

*Allows you to monitor critical conditions of operation and execute fresh water flushes.*

#### OPTIONAL EQUIPMENT / ACCESSORIES

- Dockside Treatment System (DTS)
- Filter Replacement Kit
- Pocket PPM Meter
- Ultra-Violet Sterilizer

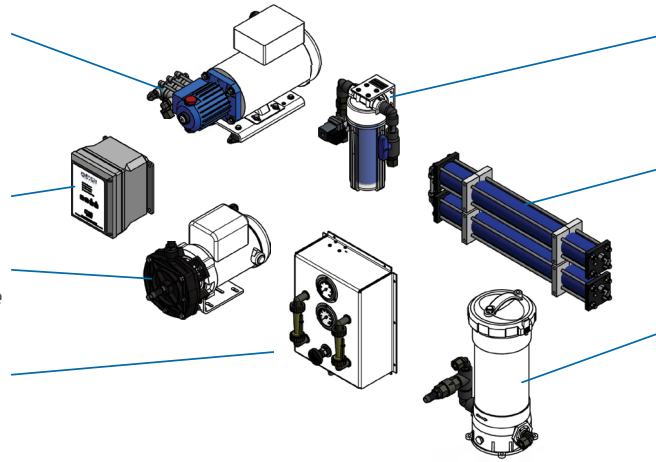


#### COMMERCIAL PRE-FILTER

*Standard feature on 1,200 and 1,800 GPD units, and a no-cost upgrade for lower output systems when chosen at the time of order.*






## FEATURES

- **MOTORS:** TEFC Continuous-duty washdown rated motors with 316SS shaft, and sealed maintenance-free bearings for long life applications.
- **ELECTRICAL:** NEMA 4X rated enclosure.
- **LP FEED PUMP:** Closed impeller design offers 50% more pressure efficiency over standard pumps.
- **PRESSURE GAUGES & FLOW METERS:** Visual indicators aid troubleshooting.








- **FRESH WATER FLUSH:** Standard on all units with the ability to do weekly flushes.
- **MEMBRANES:** High Rejection non-proprietary membranes used to obtain the highest water quality of product water.
- **PRE-FILTER:** 40 sq. ft. of pleated filter with PVC core in addition to pressure alarming.

## DIMENSIONS

					AVAILABLE PRODUCT OPTION	
	<b>CONTROL PANEL</b>	<b>FRESH WATER FLUSH</b>	<b>FLOW PANEL</b>	<b>LP PUMP</b>		<b>AQ3 REMOTE</b>
Width	7.65 in / 194.31 mm	9.30 in / 263.22 mm	11.50 in / 292.10 mm	21.50 in / 546.10 mm	#93-6683	8.04 in / 204.22 mm
Depth	6.30 in / 160.02 mm	6.10 in / 154.94 mm	7.20 in / 182.88 mm	7.00 in / 177.80 mm		2.13 in / 54.10 mm
Height	9.40 in / 238.76 mm	12.45 in / 316.23 mm	15.15 in / 384.81 mm	12.10 in / 307.34 mm		5.64 in / 143.26 mm

					
	<b>PRE-FILTER</b> (250-800 GPD)	<b>PRE-FILTER</b> (1200-1800 GPD)	<b>PV ASSEMBLY</b> (250-500 GPD)	<b>PV ASSEMBLY</b> (600-1800 GPD)	<b>HP PUMP</b>
Width	13.45 in / 341.63 mm	11.10 in / 281.94 mm	27.75 in / 704.85 mm	47.00 in / 1193.80 mm	20.95 in / 532.13 mm
Depth	5.20 in / 132.08 mm	9.60 in / 243.83 mm	4.00 in / 101.60 mm	4.00 in / 101.60 mm	9.65 in / 2445.11 mm
Height	12.45 in / 316.23 mm	20.50 in / 520.70 mm	4.00 in / 101.60 mm (1) 8.25 in / 209.55 mm (2)	4.00 in / 101.60 mm (1) 8.25 in / 209.55 mm (2)	10.65 in / 270.51 mm

## REQUIREMENTS

### UTILITIES

Inlet	Brine	Product	FWF	HP	KW	VAC	HZ	PH
3/4" FNPT	1/2" Tube	3/8" Tube	1/2" Tube	1.5 (250-800) 2.5 (1200-1800)	1.49 (250-800) 2.24 (1200-1800)	120 / 208-240 / 380 / 480	50 / 60	1 / 3

### ELECTRICAL

MODEL	Weight (LBS / KG)	Seawater (GPD / LPD)	Seawater (GPH / LPH)	Commercial Filter Upgrade Available	Commercial Filter Standard	1.5 HP Drive	2.5 HP Drive	316SS High Pressure Pump	AQ3 Control System
AM216S	190 / 86.18	250 / 946.35	10.41 / 39.41	☑		☑		☑	☑
AM516S	200 / 91.72	500 / 1892.71	20.83 / 78.85	☑		☑		☑	☑
AM616S	200 / 91.72	600 / 2271.25	25.00 / 94.64	☑		☑		☑	☑
AM816S	220 / 99.79	800 / 3028.33	33.33 / 126.17	☑		☑		☑	☑
AM1216S	225 / 102.06	1200 / 4542.49	50.00 / 189.27		☑		☑	☑	☑
AM1816S	235 / 106.59	1800 / 6813.74	75.00 / 283.91		☑		☑	☑	☑

System Rated Based on Typical: Sea Water Conditions: Temperature 77° F / 25° C | TDS 32,000 | Pressure 825 PSI

The Filtration Concepts Incorporated, dba FCI Watermakers, General Terms and Conditions of Sale and applicable Warranty are incorporated herein and applicable to this Product. FCI's Customer Service Department can provide Purchaser with a copy of the General Terms and Conditions of Sale upon request.